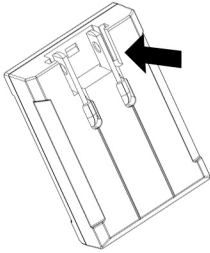


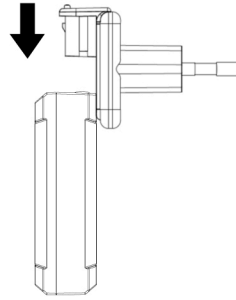
+ INSTALL ADAPTER

1



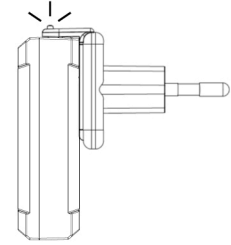
1. Fold power supply prongs flat

2



2. Slide adapter over prongs

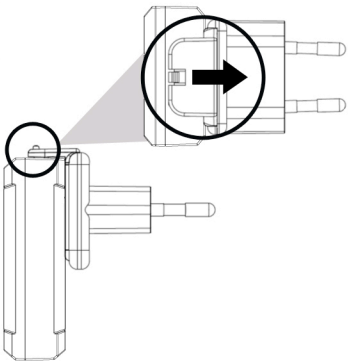
3



3. Adapter will lock into place with an audible click

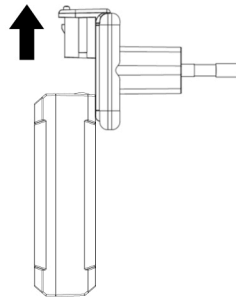
- REMOVE ADAPTER

1



1. Push and hold latch toward adapter prongs

2



2. Slide adapter away from power supply

HDP
POWER
a seacomp company
www.hdp-power.com